

KEY FEATURES

- Switching Power Module for PCB Mountable
- High Efficiency up to 93% Typical
- Active PFC Function, >0.95 (230Vac), >0.99 (115Vac)
- Universal Input: 90-264 VAC
- Low Leakage Current, <250uA
- Four M3 Mounting Holes Optional on Bottom Side
- Remote ON/OFF Control
- EN55022 Class B Meets
- Class I and Class II Construction
- Continuous Short Circuit Protection with Hiccup Mode and Auto Recover
- 3-Year Product Warranty



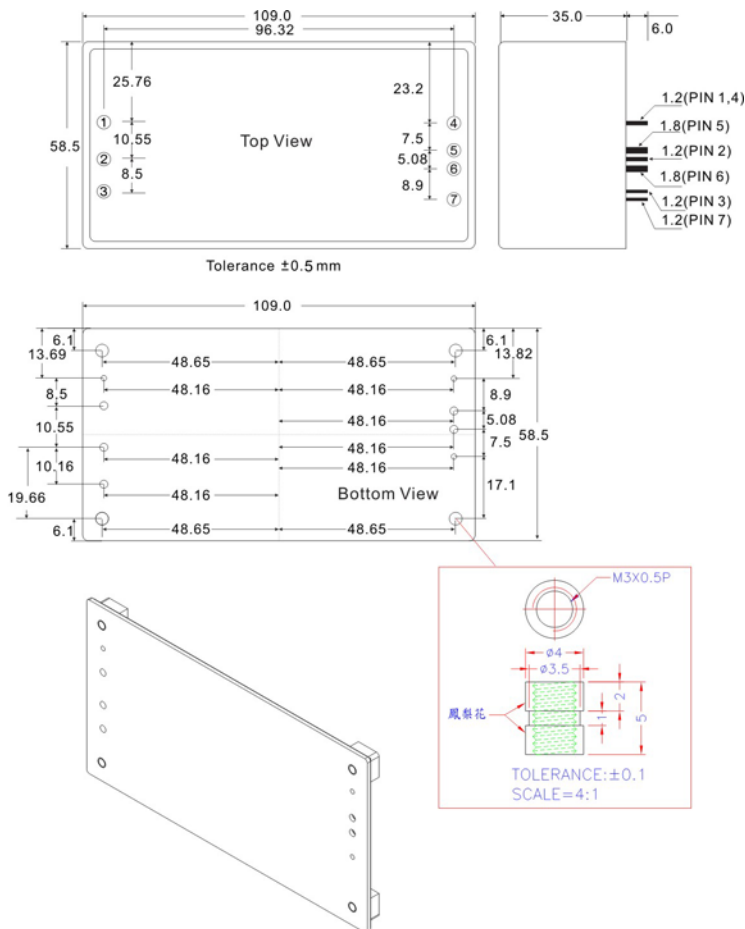
ELECTRICAL SPECIFICATIONS

All specifications valid at normal input voltage, full load and +25°C after warm-up time unless otherwise stated.

Model No.	AQC100-12S	AQC100-15S	AQC100-24S	AQC100-48S
Max Output Wattage (W)	85 W	85W	100W	100W
Input	Voltage			
	90-264 VAC or 120-370 VDC			
	Frequency (Hz)			
	47-63 Hz			
	Current (Full load)			
	<2.0 A max. (115 VAC) / <1.0 A max. (230 VAC)			
Output	Inrush Current (<2ms)			
	< 30 A max. (115 VAC) / < 60 A max. (230 VAC)			
	Leakage Current			
	< 0.5 mA max.			
	Power Factor			
	PF>0.99 (115 VAC) / PF>0.95 (230 VAC) at Full Load			
Output	Voltage (V.DC.)			
	12V	15V	24V	48V
	Voltage Accuracy			
	±2%			
	Current (A) max			
	7.08	5.66	4.2	2.1
	Line Regulation (LL-HL) (typ.)			
	±1%			
	Load Regulation (5-100%) (typ.)			
	±1%			
Minimum Load				
3%				
Maximum Capacitive Load (at 230VAC)				
50,000µF	40,000µF	6,000µF	560µF	
Ripple & Noise max.				
120mV	150mV	200mV	240mV	
Efficiency (typ.)				
90%	90%	92%	93%	
Hold-up Time				
10 ms (110 VAC) min.				
Protection	Over Power Protection			
	Auto recovery, 105 ~ 250% rated output power			
	Over Voltage Protection			
Zener diode clamp				
Short Circuit Protection				
Auto recovery, Hiccup mode				
Isolation	Input-Output (V.AC)			
	3000V			
	Input-FG (V.AC)			
1500V				
Output-FG (V.AC)				
500V				
Environment	Operating Temperature			
	-25°C...+70°C (with derating)			
	Storage Temperature			
	-25°C...+85°C			
	Temperature Coefficient			
	±0.03%/°C (0~50°C)			
Humidity				
95% RH				
MTBF				
>250,000 h @ 25°C (MIL-HDBK-217F, Notice 1)				
Vibration				
10~500Hz, 2G 10min./1cycle, 60min. each along X, Y, Z axes.				
Physical	Dimension (L x W x H)			
	4.3 x 2.3 x 1.18 Inches (109.0 x 58.5 x 30.0 mm) Tolerance ±0.1 mm			
	Case Material			
	Plastic resin (flammability to UL 94V-0)			
Weight				
362 g				
Cooling Method				
Free convection				
Safety	Agency Approvals			
CE, UL60950-1, CB				
EMC	EMI (Conducted & Radiated Emission)			
	EN61000-6-3 · EN 55032 class B (Conductive plane to be connected to safety earth)			
	EMS (Noise Immunity)			
EN 55024 · EN61000-4-2,3,4,5,6,8,11				
Surge				
2KV L-N, 4KV L N-FG				

NOTE

1. Ripple & Noise are measured at 20MHz of bandwidth with 0.1uF & 47uF parallel capacitor.
2. Hold-up Time measured at 90% Vout.
3. It's necessary Varistor 14S471K at L / N input side in parallel.
4. It's necessary 10R / 15φ thermistor at L input side in series connection.
5. The minimum load increases by 0.16% for every drop of one degree of temperature(at input=90~219Vac)
6. Please refer to our PDF file "AC-DC Application" on our website: www.archcorp.com.tw

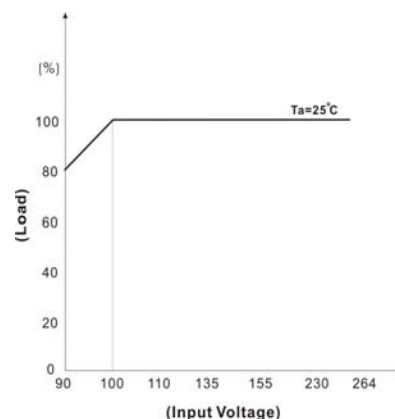
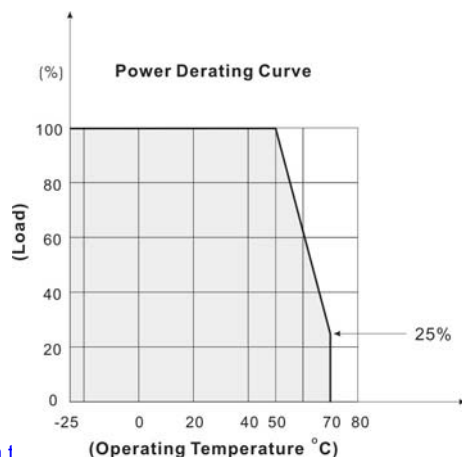
MECHANICAL DIMENSION (Top View)


PIN#	Φ	Single
1	1.2±0.1%mm	AC IN (N)
2	1.2±0.1%mm	AC IN (L)
3	1.2±0.1%mm	FG
4	1.2±0.1%mm	ON / OFF
(Provide +5Vdc Controlled)		
5	1.8±0.1%mm	+DC OUT
6	1.8±0.1%mm	-DC OUT
7	1.2±0.1%mm	Trim

Remark:

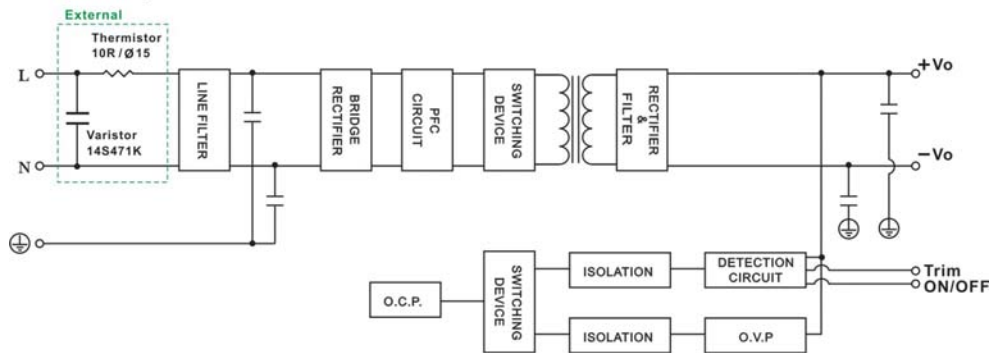
Please reserve the pin 4 hole on PCB.

If the remote on/off function is not required, please connect the pin 4 circuit layout with pin6, or keep pin 4 floating.

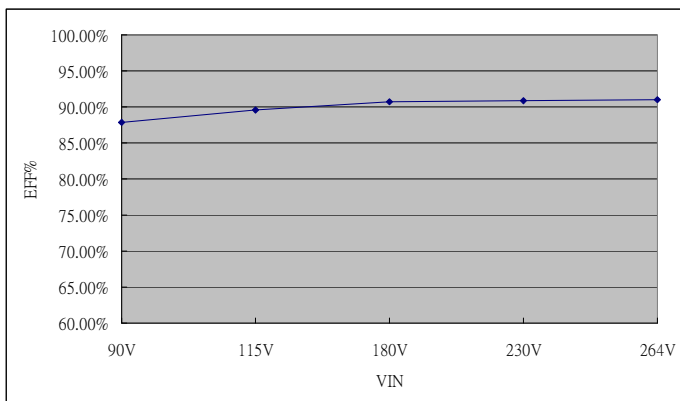
DERATING


BLOCK DIAGRAM

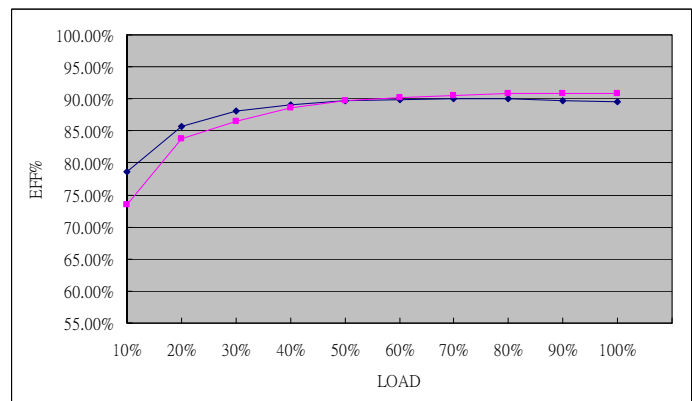
	12S		15S		24S		48S	
Trim → -V	+5%	0%	+5%	0%	+5%	0%	+5%	0%
	85KΩ	~ 1.5M	95KΩ	~ 1.7M	90KΩ	~ 4M	85KΩ	~ 15M
Trim → +V	0%	-5%	0%	-5%	0%	-5%	0%	-5%
	1.5M	~ 220KΩ	1.7M	~ 300KΩ	4M	~ 600KΩ	15M	~ 1.5MΩ

Single Output

EFFICIENCY VERSUS LOAD
AQC100-12S
VIN VS Efficiency

Input Voltage (V)	90	115	180	230	264
Efficiency (%)	87.87	89.51	90.67	90.88	90.96

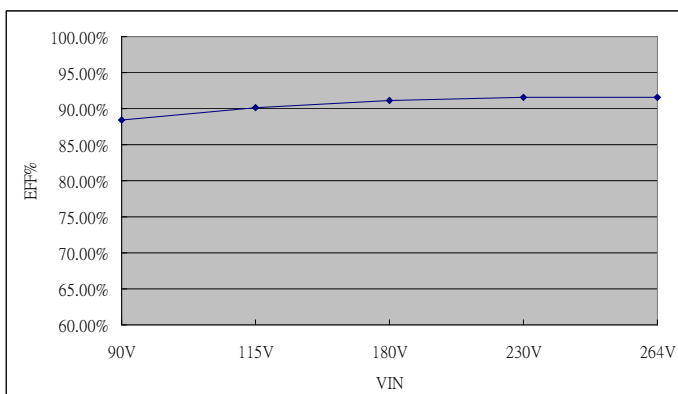

LOAD VS Efficiency

Load (%)	10	20	30	40	50
115V (%)	78.62	85.67	88.07	89.14	89.76
230V (%)	73.49	83.84	86.57	88.55	89.76
Load (%)	60	70	80	90	100
115V (%)	89.95	90.00	90.02	89.77	89.51
230V (%)	90.22	90.58	90.83	90.85	90.88

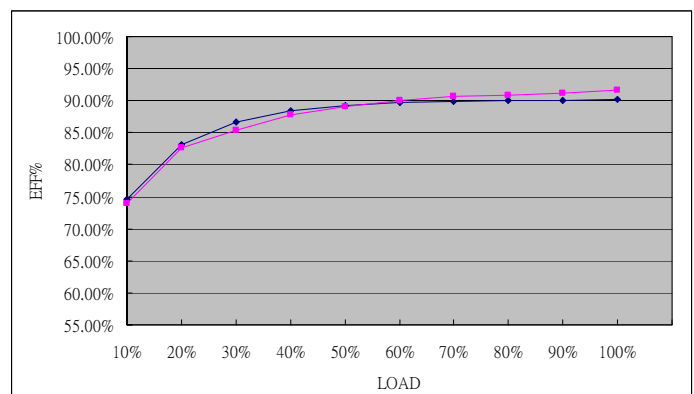


EFFICIENCY VERSUS LOAD
AQC100-15S
VIN VS Efficiency

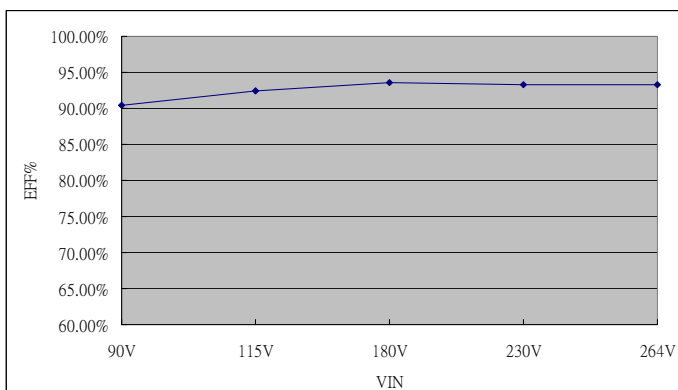
Input Voltage (V)	90	115	180	230	264
Efficiency (%)	88.41	90.17	91.11	91.59	91.53


LOAD VS Efficiency

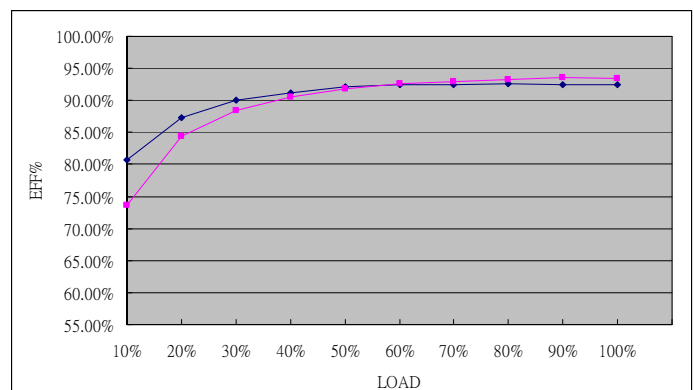
Load (%)	10	20	30	40	50
115V (%)	74.53	83.09	86.59	88.41	89.20
230V (%)	73.94	82.70	85.31	87.77	89.14
Load (%)	60	70	80	90	100
115V (%)	89.70	89.93	89.99	90.11	90.17
230V (%)	89.97	90.63	90.91	91.15	91.59


AQC100-24S
VIN VS Efficiency

Input Voltage (V)	90	115	180	230	264
Efficiency (%)	90.45	92.45	93.62	93.35	93.26


LOAD VS Efficiency

Load (%)	10	20	30	40	50
115V (%)	80.71	87.31	90.00	91.22	92.10
230V (%)	73.64	84.39	88.42	90.56	91.76
Load (%)	60	70	80	90	100
115V (%)	92.41	92.51	92.53	92.47	92.45
230V (%)	92.54	92.97	93.28	93.52	93.35

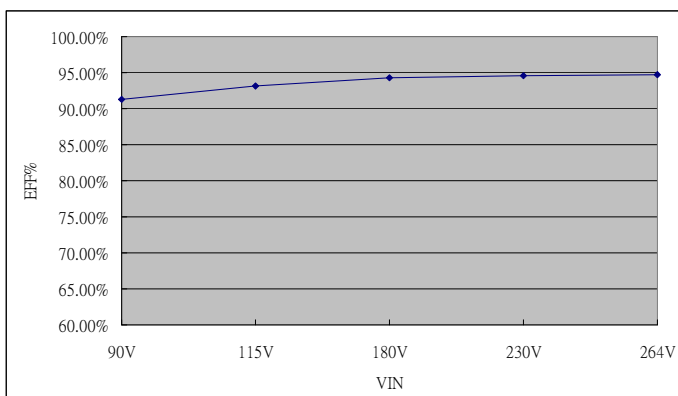


EFFICIENCY VERSUS LOAD

AQC100-48S

VIN VS Efficiency

Input Voltage (V)	90	115	180	230	264
Efficiency (%)	91.22	93.13	94.24	94.59	94.66



LOAD VS Efficiency

Load (%)	10	20	30	40	50
115V (%)	82.39	88.10	90.73	91.67	92.58
230V (%)	71.87	83.73	89.12	91.05	92.41
Load (%)	60	70	80	90	100
115V (%)	92.92	93.02	93.11	93.16%	93.13
230V (%)	93.18	93.63	93.95	94.32	94.59

