

Features

- Wide 2 : 1 Input Voltage Range(9~18V,18~36V,36~75V)
- Remote On/Off
- Input / Output Isolation Voltage: 3kVDC
- Extended Operating Temperature Range: -40°C to+85°C
- Output Short Circuit Protection:
Continuous & Auto Recovery
- Over Voltage Protection: Clamp Mode
- Shielded Metal Case with Insulated Baseplate
- Lead Free Design, RoHS Compliant
- 6 pin DIP Package with Industry-Standard Footprint
- Customer Design Available



Description

The HUB12H3 Series are isolated 12W DC/DC converters. Designed with highly efficiency, allow the operating temperature range of these units to be -40°C to +85°C in a 6 pin DIP package with industry-standard footprint. Further features include wide 2 : 1 input voltage range, remote on/off control, short-circuit protection, over voltage protection and high Input / Output isolation (3000VDC).

Applications

These converters are well suitable for battery operated equipment, measurement equipment, telecom, wireless network, Industry control system, everywhere where isolated, tightly regulated voltages and compact size are required.

Technical Specification

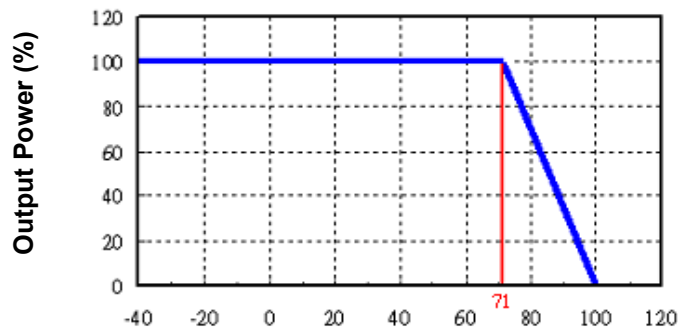
All specifications are typical at nominal input, full load and 25°C unless otherwise stated.

Model Number	Input Voltage Range	Output Voltage (Vdc)	Output Current (mA)		Input Current (mA)		Eff. ⁽²⁾ (%)	Capacitive Load, max. ⁽³⁾ (uF)
			Min. Load ⁽¹⁾	Full. Load	No Load	Full Load		
HUB12-12S0H3	9~18V Nominal:12Vdc	3.3	0	3500	10	1318	77	4700
HUB12-12S1H3		5	0	2400	20	1282	82	3300
HUB12-12S2H3		12	0	1000	22	1220	86	680
HUB12-12S3H3		15	0	800	21	1235	85	330
HUB12-12D1H3		±5	0	±1200	19	1282	82	1000
HUB12-12D2H3		±12	0	±500	27	1220	86	220
HUB12-12D3H3		±15	0	±400	31	1235	85	200
HUB12-24S0H3	18~36V Nominal:24Vdc	3.3	0	3500	11	659	77	4700
HUB12-24S1H3		5	0	2400	10	641	82	3300
HUB12-24S2H3		12	0	1000	13	602	87	680
HUB12-24S3H3		15	0	800	12	610	86	330
HUB12-24D1H3		±5	0	±1200	10	633	83	1000
HUB12-24D2H3		±12	0	±500	15	602	87	147
HUB12-24D3H3		±15	0	±400	17	610	86	133
HUB12-48S0H3	36~75V Nominal:48Vdc	3.3	0	3500	3	325	78	3300
HUB12-48S1H3		5	0	2400	6	321	82	1680
HUB12-48S2H3		12	0	1000	7	301	87	220
HUB12-48S3H3		15	0	800	6	305	86	147
HUB12-48D1H3		±5	0	±1200	6	316	83	680
HUB12-48D2H3		±12	0	±500	8	301	87	68
HUB12-48D3H3		±15	0	±400	9	305	86	100

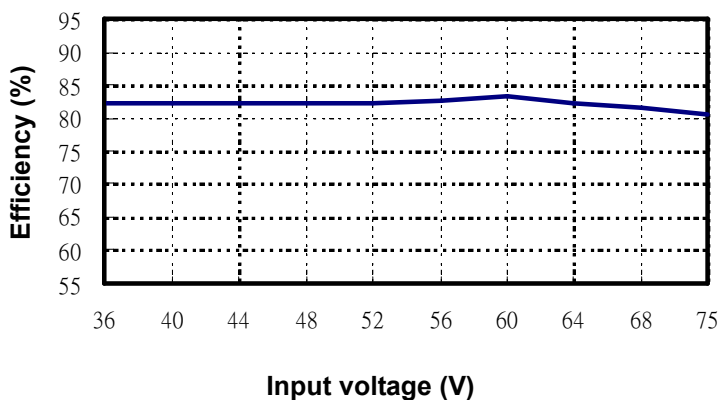
Input Specifications		
Input Voltage	12V nominal input	9-18V
	24V nominal input	18-36V
	48V nominal input	36-75V
Input filter		Pi Type
Input surge voltage (100ms max.)	12V nominal input	25V
	24V nominal input	50V
	48V nominal input	100V
Input reflected ripple current	Nominal Vin and full load	130mA _{p-p} max.
Start up time	Nominal Vin and constant resistive load	550ms typ.
Remote ON/OFF	Converter: ON	Open or $3.5V < V_r < 12V$
	Converter: OFF	Short ⁽⁴⁾ or $0V < V_r < 1.2V$
Sourcing current of remote control pin	Nominal Vin	< 0.2 mA
Idle input current (at Remote OFF state)	Nominal Vin	< 3 mA
Environmental Specifications		
Operating ambient temperature		-40°C to +85°C (with derating)
Maximum case temperature		+100°C
Storage temperature range		-55°C to +105°C
Relative humidity		5% to 95% RH
Temperature coefficient		±0.02% / °C max.
Output Specifications		
Output power		12 Watts max.
Voltage accuracy	Full load and nominal Vin	±1%
Minimum load		See table
Line regulation	LL to HL at full load	±0.5%
	25% load to full load	Single ±0.5%
Load Regulation	Balanced load	Dual ±0.5%
	Unbalanced load 25% to 100% full load	±5%
Ripple and Noise	20MHz bandwidth	100mV _{p-p} max.
	3.3V _{out} models	3.9V
Over voltage protection (Zener Diode Clamp)	5V _{out} models	6.2V
	12V _{out} models	15V
	15V _{out} models	18V
Capacitive load		See table
Over load protection	% of full load at nominal input	150% typ.
Short circuit protection		Continuous, automatic recovery
Transient response settling time	50% load step change	2000μs typ.
Transient response over shoot	di/dt=0.8A/μs	≤ ±5% of V _o

General Specifications		
Efficiency	Nominal input	See table
Isolation voltage	Input to output	3000VDC
Isolation resistance	500VDC	10 ⁹ Ohms min.
Isolation capacitance		500pF typ.
Switching frequency		300kHz typ.
Reliability, calculated MTBF		1.96× 10 ⁶ Hrs
Physical Specifications		
Case material		Nickel-coated copper
Base material		Non-conductive black plastic
Potting material		Silicon rubber (UL94V-0)
Dimensions		2.0 × 1.0 × 0.4 Inch (50.8 × 25.4 × 10.2 mm)
Weight		30g (1.06oz) typ.

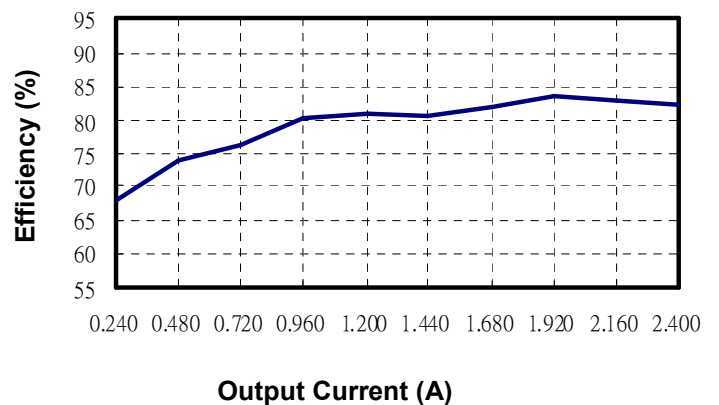
**HUB12H3 Series
Power Derating Curve ⁽⁵⁾**



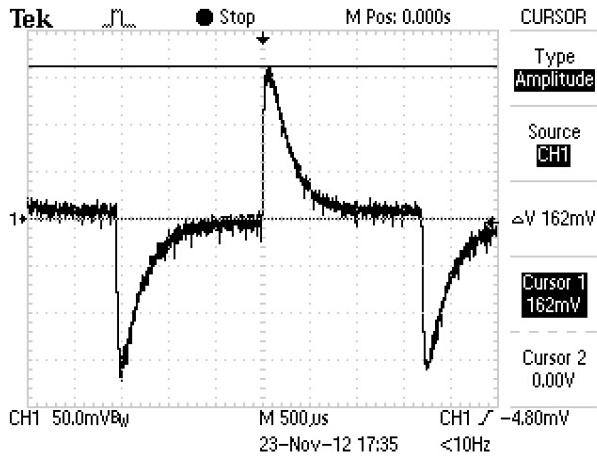
**HUB12-48S1H3
Input voltage vs. Efficiency**



**HUB12-48S1H3
Output Current vs. Efficiency**



HUB12-48S1H3

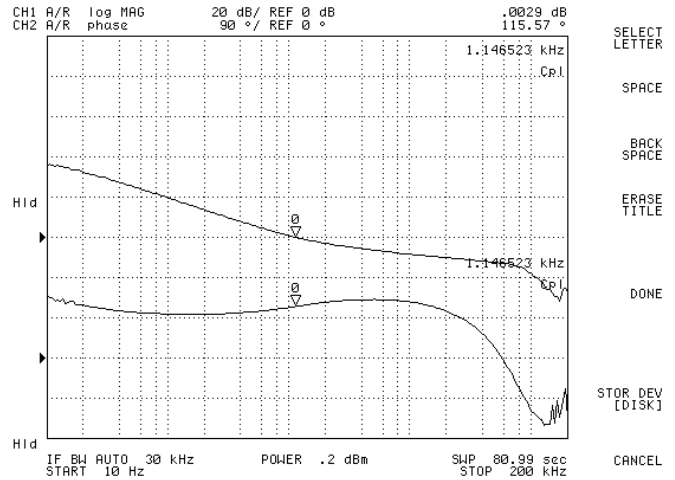


Transient Response at 50%~100% Max Load

Note

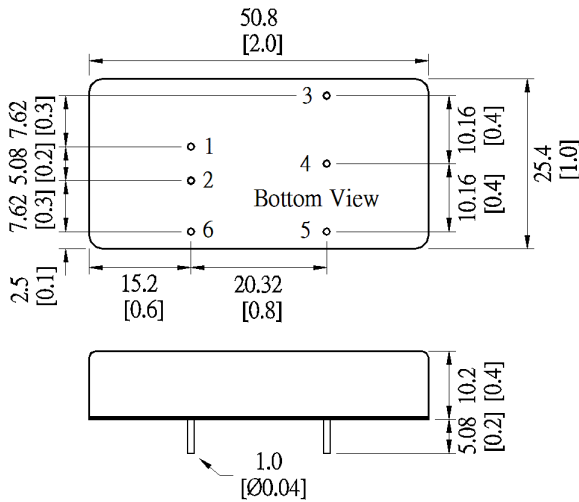
1. Io below this value will not damage these converters, however, they may not meet all listed specifications.
2. Typical value, tested at nominal input and full load.
3. For each output.
4. Short to -Vin (Pin 2).
5. Based on HUB12-48S1H3.

HUB12-48S1H3



Loop Gain & Phase at Vi=48V, Full Load

Mechanical Dimensions



Unit: mm [inch]
Tolerance: ±0.5 [0.02]

Pin Assignment		
Pin	Single	Dual
1	+Vin	+Vin
2	-Vin	-Vin
3	+Vout	+Vout
4	Trim	Common
5	-Vout	-Vout
6	Remote On/Off (optional)	

Specifications subject to change without noticed.